

— NUVOLA



Chateau d'Ax®

NUVOLA

142T

Revêtement: tissu ou microfibre déhoussable

Cadre : panneaux de fibres de bois et multicouches assemblés avec des bandes en épicéa massif et/ou en hêtre massif. Les parties de la structure portante sont boulonnées.

Suspensions assises : ceintures élastiques.

Suspensions au dos : sangles élastiques.

Rembourrage assises : polyuréthane.

Rembourrage dossiers : polyuréthane à plumes mélangées.

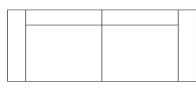
Rembourrage accoudoirs : polyuréthane.

Pieds: pieds en métal chromé H.17cm.



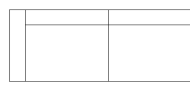
ELEMENTS FIXES

L8



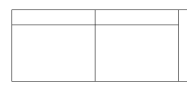
228 cm

5N



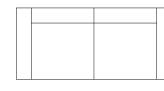
228 cm

5M



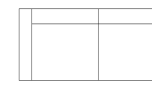
228 cm

DC



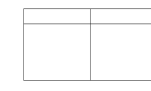
203 cm

C1



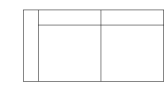
180 cm

C2




180 cm

DA



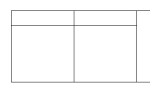
176 cm

CN



156 cm

CM



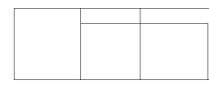
156 cm

CB



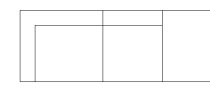
68 cm

CW



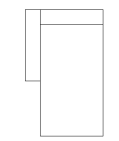
228 cm

CZ



228 cm

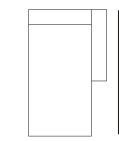
OI



156 cm

96 cm

II



156 cm

96 cm

BF



100 cm

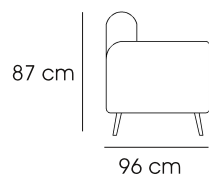
100 cm
H.46 cm

BA



58 cm

58 cm
H.43 cm



87 cm

96 cm