

# AMERICA

A SOFA COMPANY WITH ALL SEASONS!



Chateau d'Ax®

# AMERICA

1870 / 270

Revêtement : en tissu ou en microfibre déhoussable.  
 Structure : panneaux multicouches assemblés avec des lattes de sapin et/ou de hêtre massif.  
 Les parties de la structure portante sont boulonnées.  
 Suspensions assises : sangles élastiques  
 Suspensions dossiers : sangles élastiques  
 Rembourrage assises : polyuréthane  
 Rembourrage dossiers : polyuréthane  
 Rembourrage accoudoirs : polyuréthane  
 Pieds : pieds de bois noir H.7 cm  
 Caractéristiques : accoudoir réglable manuellement




## ELEMENTS FIXES

DC




236 cm

C1




192 cm

C2



192 cm

Y9



160 cm

DA




206 cm

CN




162 cm

CM



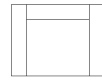
162 cm

CL



130 cm

CA



125 cm

C3



97 cm

C4



97 cm

CB



65 cm

L3



112 cm

L2



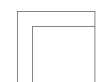
112 cm

LT



80 cm


PH



96 cm


96 cm

HD



251 cm

HE



251 cm

OI



118 cm

156 cm

I1



118 cm

156 cm

6W



103 cm

156 cm

6Z



103 cm

156 cm

BA - POUF



60 cm  
H. 46 cm

80 cm

