

AUSTIN



Chateau d'Axe®

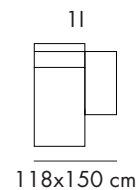
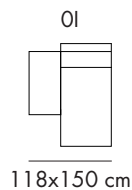
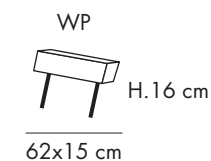
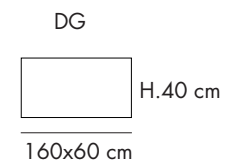
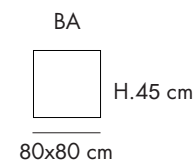
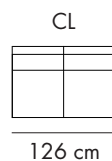
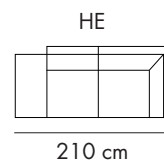
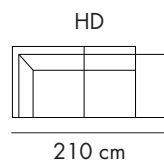
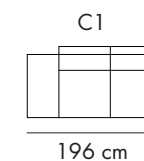
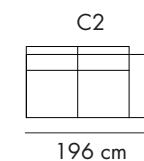
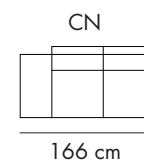
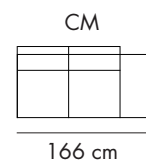
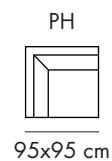
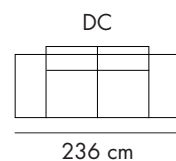
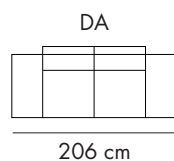
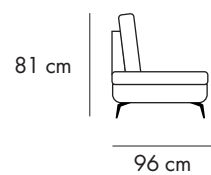
AUSTIN

4148

RIVESTIMENTO: pelle, tessuto o microfibra, non sfoderabile
 FUSTO: pannelli di fibra di legno e multistrato classe E1, assemblato con listelli in abete e/o faggio massello. Le parti della struttura portante sono imbullonate
 SOSPENSIONI SEDUTA: cinghie elastiche
 SOSPENSIONI SCHIENALE: cinghie elastiche
 IMBOTTITURA SEDUTA: poliuretano espanso
 IMBOTTITURA SCHIENALE: poliuretano espanso
 PIEDINO: piedino metallo cromato canna di fucile 14
 OPZIONI: braccioli regolabili



ELEMENTI FISSI



Immagini e dati tecnici da intendersi a titolo indicativo

Chateau d'Ax®